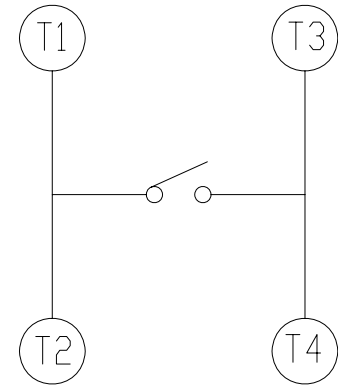
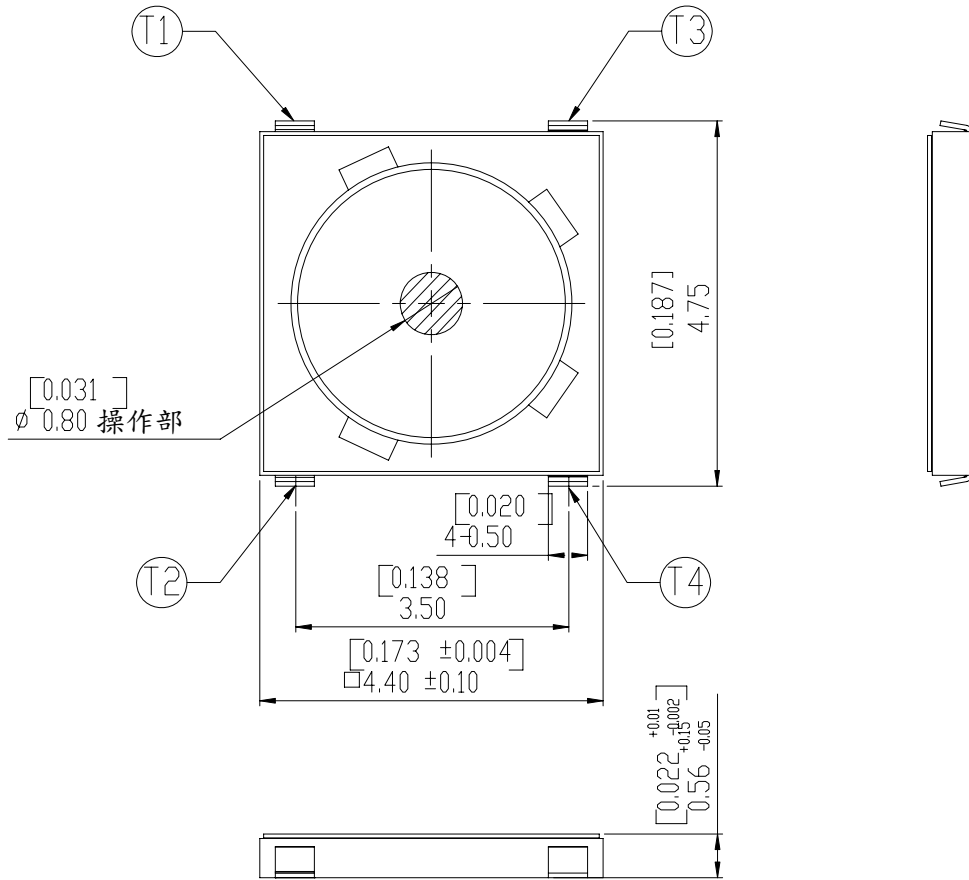


TJ-4 SERIES

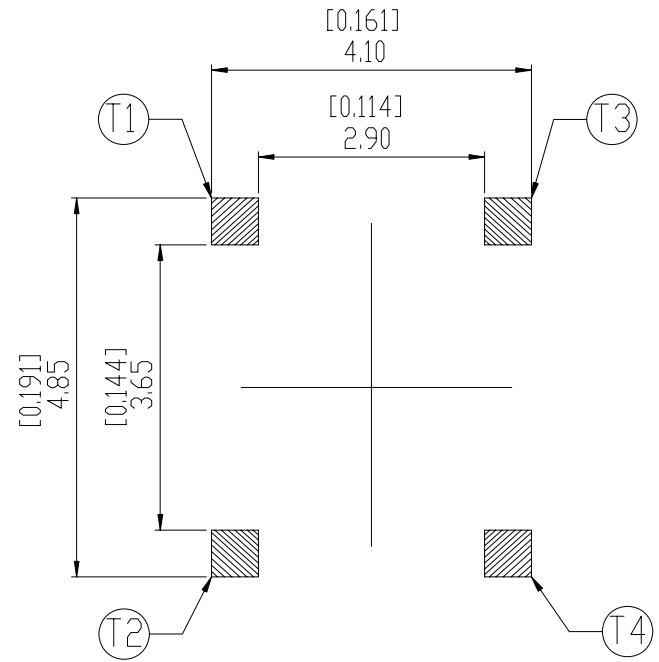


**DIMENSION**

TJ4



CIRCUIT DIAGRAM

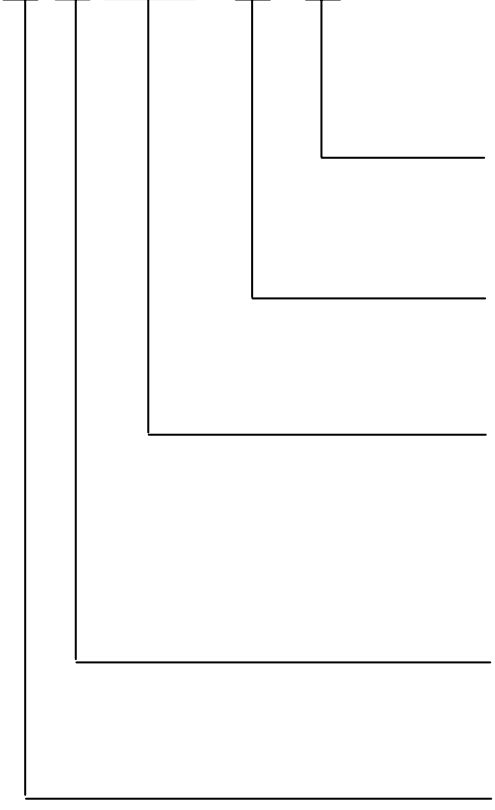


P.C.B. LAYOUT

General Tolerance :  $\pm 0.2\text{mm}$

**HOW TO ORDER**

T J - 4   - Q -



**Package :**  
T/R = Tape & Reel

**Soldering :**  
Q = Halogen Free

**Operating Force :**  
16 = 160gf  
20 = 200gf  
26 = 260gf

**Prod. Size.**  
4 = 4.4X4.4mm

**Terminal Type**  
J = J Bend

## SPECIFICATION

### △MECHANICAL

Operation Force : 160±50gf 、 200±50gf 、 260±50gf

Stroke : 0.2±0.1mm

Operation Temperature Range : -20°C to +70°C

Storage Temperature Range : -30°C to +80°C

### △ELECTRICAL

Electrical Life : 200,000 cycles for 160gf

100,000 cycles for 200 、 260gf

### △ELECTRICAL

Switching Rating : 50 mA, 12 VDC

Contact Resistance : 100 mΩ max.

Insulation Resistance : 100MΩ min. at 500 VDC

Dielectric Strength: 350 VAC/1 minute

Contact Arrangement : 1 pole 1throw

## MATERIAL

△BASE : UL 94V-0 LCP High-Temp Thermoplastic.

Color : Black

△CONTACT : Stainless steel with silver cladding.

△TERMINAL : Phosphor bronze with silver cladding.

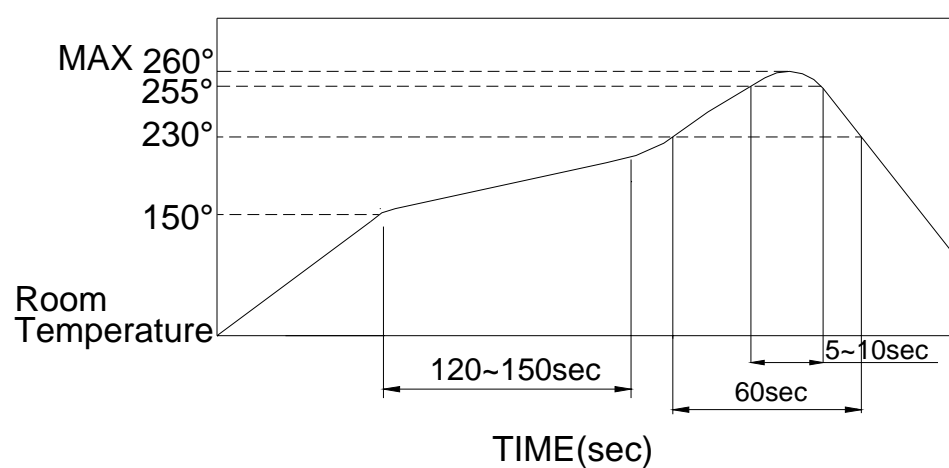
△TAPE : Kapton.

## SOLDERING PROCESS

△HAND SOLDERING : Use a soldering iron of 30 watts, controlled at 350°C approximately 5 seconds while applying solder.

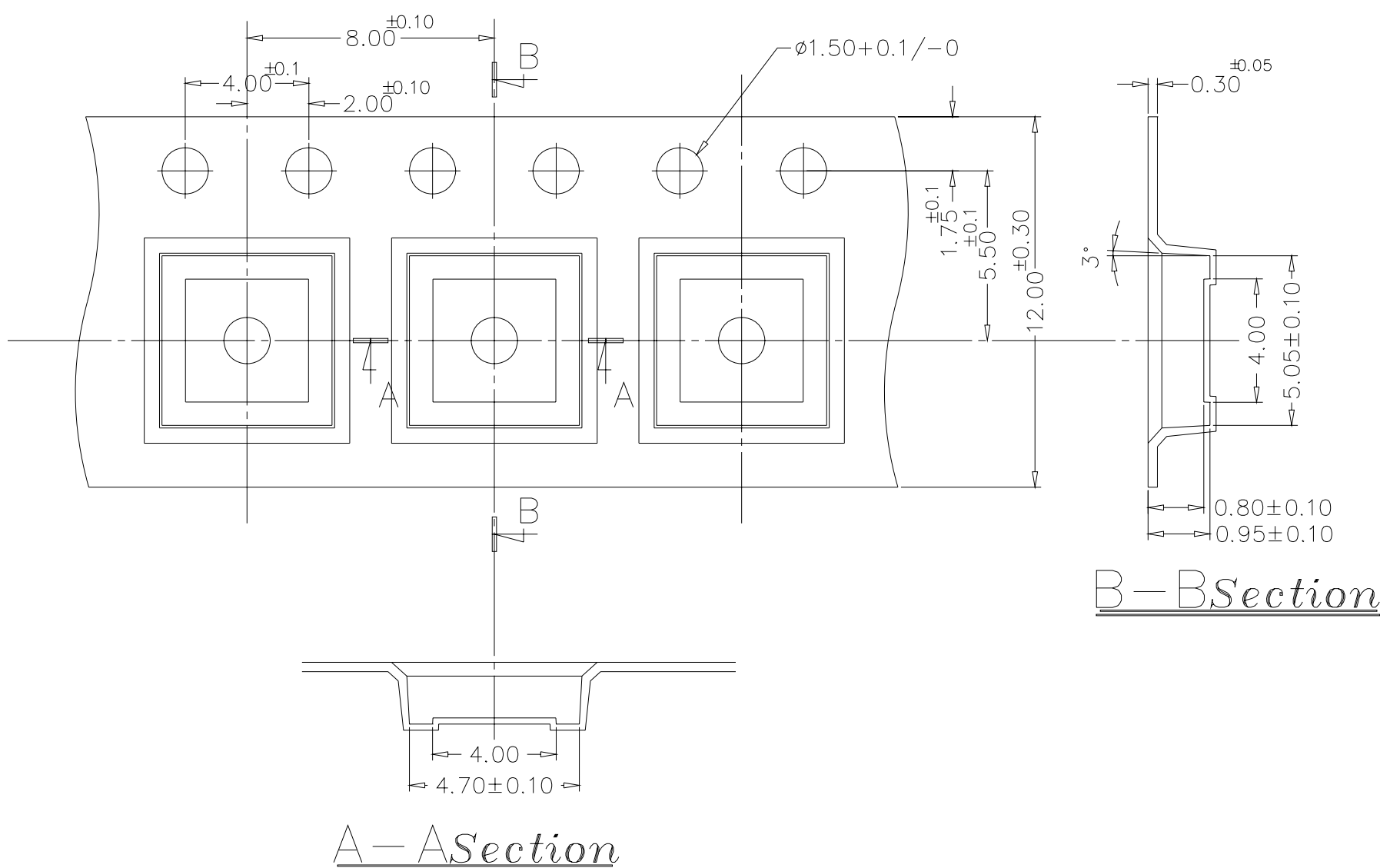
△REFLOW SOLDERING : Vapor phase & reflow soldering can be applied.

△Temperature Profile :



## PACKING

Part Number	Number Per Tube	Number Per Reel
TJ-4	-	8000



General Tolerance : ±0.1mm